

Organizational Correlates of Medicare Accountable Care Organization Performance

Leeann Comfort, MPP ■ Stephen M. Shortell, PhD, MPH, MBA

Center for Healthcare Organizational and Innovation Research (CHOIR), UC Berkeley School of Public Health



Background

ACO Structure

ACOs differ systematically in organizational structure (1), with three types—

Integrated ACOs:

- Mostly large, integrated delivery systems; typically have several hundred providers and offering broad scope of services.

Physician-led ACOs:

- Consist of fewer physicians offering a narrow range of services within the ACO; little prior experience with payment reforms but high levels of physician performance management.

Hybrid ACOs:

- Moderate in size and services offered, led by a hospital or other coalition; Some payment reform experience, little performance management in place.

Hypotheses

- Quality:** Integrated ACOs will have higher mean quality scores than Physician-Led and Hybrid ACOs
- Financial:** Integrated ACOs will have better financial performance as demonstrated through:
 - Greater likelihood of achieving savings
 - Lower per-beneficiary spending metrics

Research Objective

To determine whether ACO performance on quality and financial metrics differs systematically according to the ACO's organizational attributes. (1)

Study Design & Population

Data Source

- Medicare Shared Savings Program Accountable Care Organizations launched in 2012 or 2013 that also responded to the **National Survey of Accountable Care Organizations** (n=226), conducted by The Dartmouth Institute and Center for Health Organizational and Innovation Research at the University of California, Berkeley
- Public quality and performance data from Medicare Shared Savings Program ACOs (2013-2014) obtained from CMS at data.cms.gov

Independent Variable based on taxonomy (1)

- Ownership
- Integrated Delivery System
- Number of Provider FTEs
- Proportion Primary Care
- Number of Organization Types (e.g., Hospital, Skilled Nursing Facility)
- Number of Services Provided
- Phys. Performance Management Index
- Payment Reform Experience
- Controls: Region, Competition

Analysis

- Linear and logistic regressions for all quality and spending dependent variables
- Outcomes calculated by holding all variables at mean of taxonomic group

Conclusions

Quality

There are no meaningful differences between the mean quality measure scores by ACO type and/or organizational structure. ACOs of all organizational types/structures are capable of meeting quality targets.

Savings & Spending

- Physician-led ACOs were more likely than Integrated ACOs to achieve savings despite (or perhaps due to) their higher average spending on physician services.
- Physician-led ACOs had inpatient spending levels that were lower than Integrated ACOs by about \$10 to \$55 per assignee; the impact of this trend on overall spending is likely exacerbated by the fact that Integrated ACOs have more assignees.
- The methodology for calculating benchmark savings may also affect the Physician-led and Integrated ACOs differently.

Principal Findings

Legend

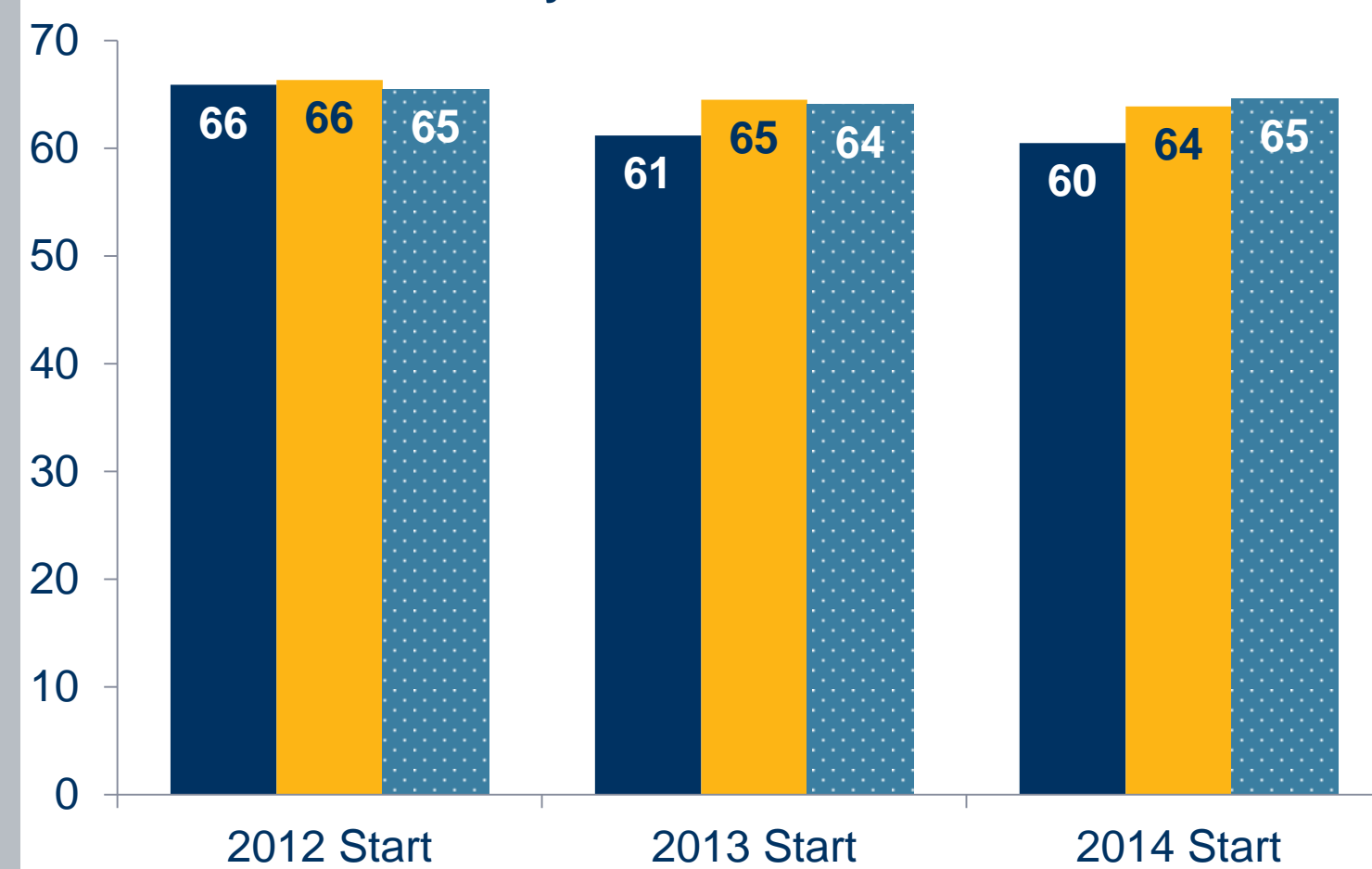
- Physician-Led ACO
- Hybrid ACO
- Integrated ACO

All results statistically significant at $p < 0.05$ unless otherwise noted with (*)

Quality

There are few meaningful differences in quality outcomes by ACO type or start date:

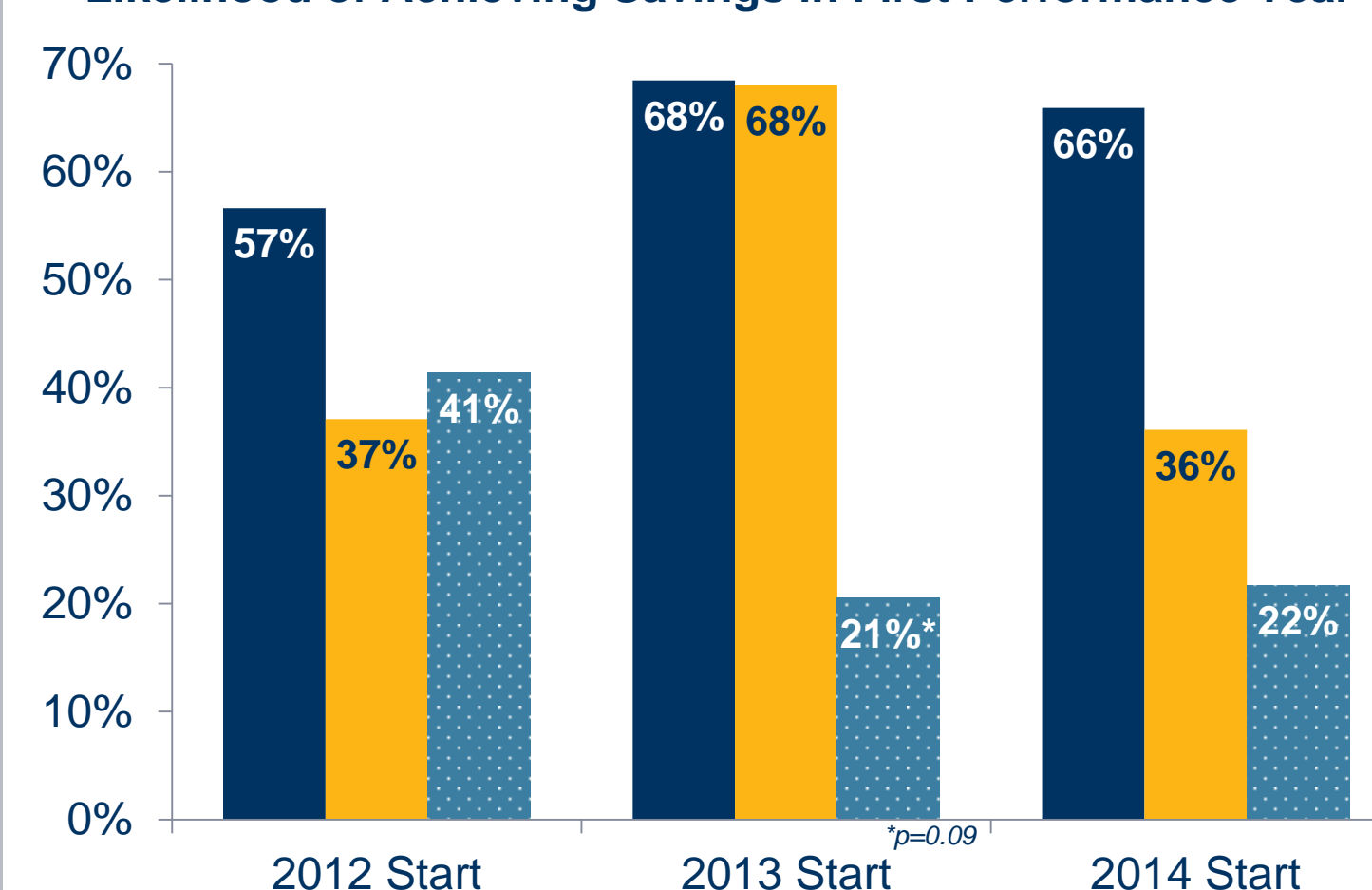
Overall Quality Scores in First Performance Year



Savings

Physician-led ACOs are more likely to achieve savings than Integrated ACOs:

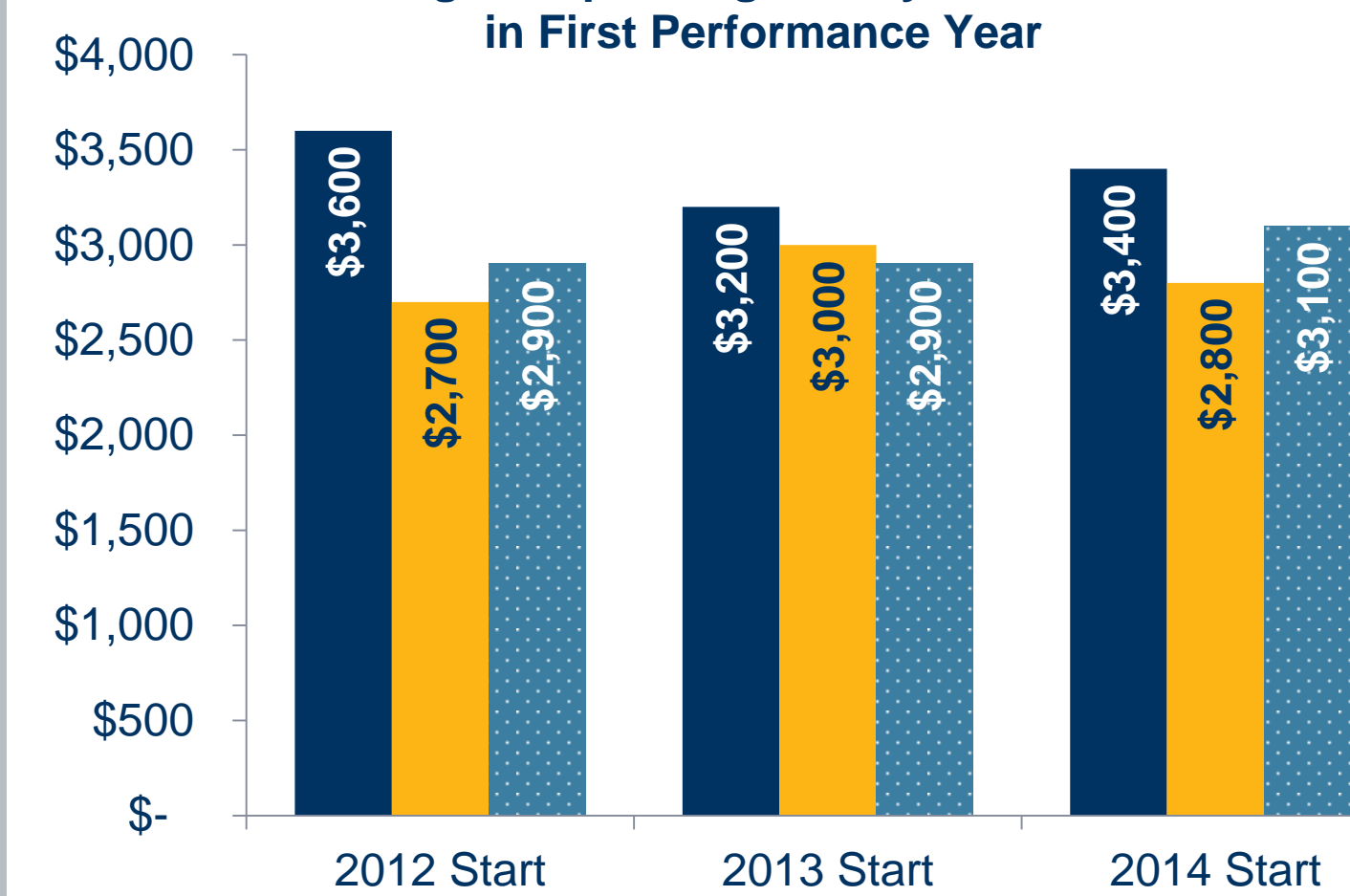
Likelihood of Achieving Savings in First Performance Year



Spending

Physician-led ACOs spend more on physician services compared to Integrated ACOs:

Per-Assignee Spending on Physician Services in First Performance Year



Practice & Policy Implications

ACOs of all organizational types/structures are equally able to achieve quality targets; however, there are differences in observed spending levels. Policymakers and the research community should continue to examine how value based payment initiatives differentially affect each type of ACO. Different ACO types/structures may require different payment adjustments or technical assistance to achieve desired outcomes.

References

(1) Shortell, S. M., Wu, F. M., Lewis, V. A., Colla, C. H., Fisher, E.S. (2014). A Taxonomy of Accountable Care Organizations for Policy and Practice. *Health Services Research*, 49(6): 1883-1899.

Funding | Contact

This project was supported by the Agency for Healthcare Research and Quality (AHRQ) under Ruth L. Kirschstein National Research Service Award T32. Its contents are solely the responsibility of the authors and do not necessarily represent the official views of the AHRQ. The National Survey of Accountable Care Organizations was supported by The Commonwealth Fund grant number 20130084 and grant number 1T32HS022241-01 from the Agency for Healthcare Research and Quality.

Leeann Comfort, PhD Student in Health Policy
University of California, Berkeley
leeann.comfort@berkeley.edu